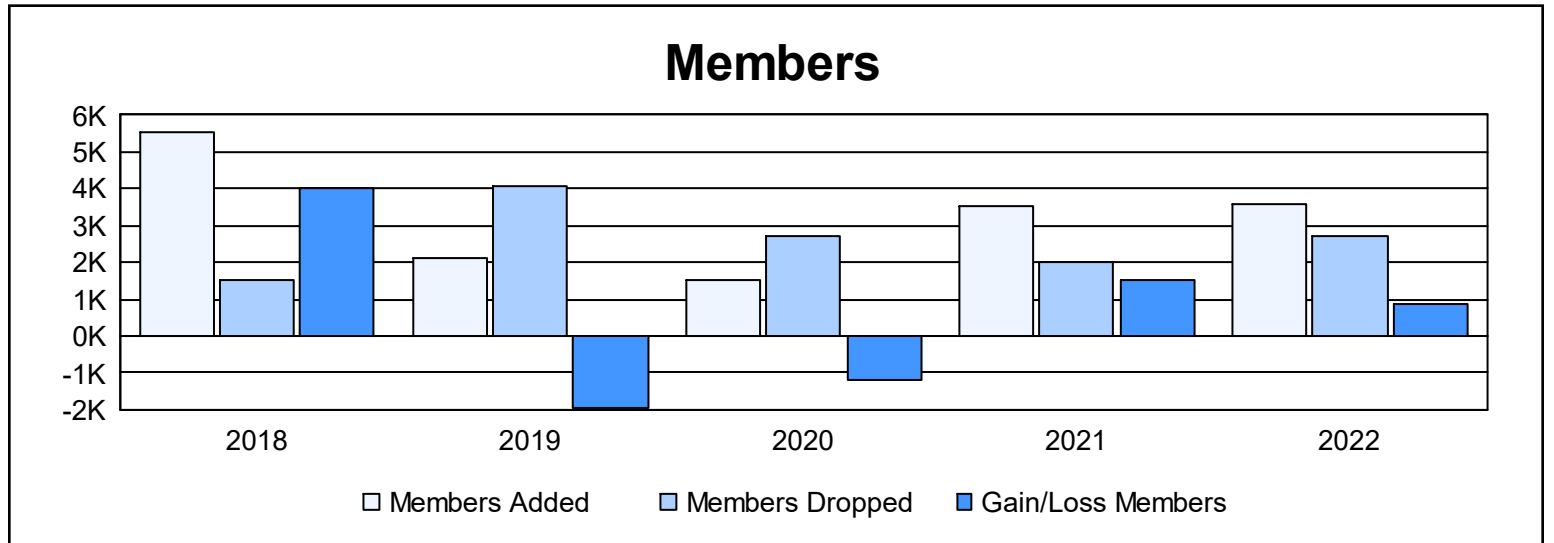
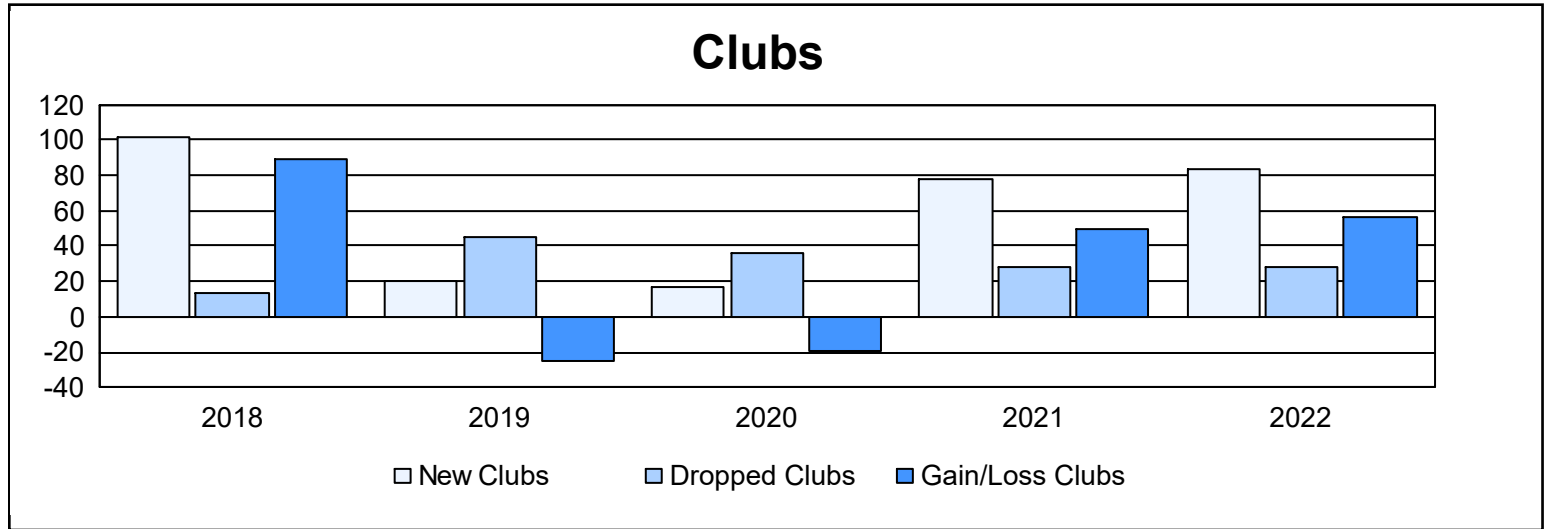
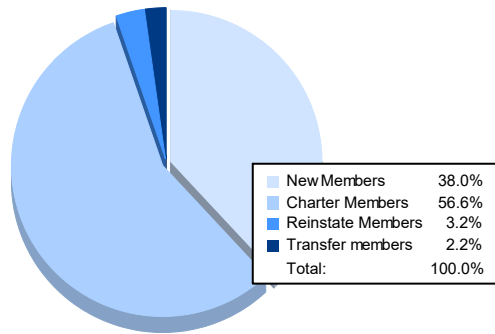


Year	New Clubs	Dropped Clubs	Gain/ Loss Clubs	New Members	Charter Members	Reinstate Members	Transfer Members	Total Member Added	Total Members Dropped	Gain/ Loss Members
2017-2018	102	13	89	2,774	2,534	150	54	5,512	1,506	4,006
2018-2019	20	45	-25	999	649	397	49	2,094	4,050	-1,956
2019-2020	17	36	-19	757	525	159	80	1,521	2,732	-1,211
2020-2021	78	28	50	1,310	2,000	133	60	3,503	1,991	1,512
2021-2022	84	28	56	1,363	2,030	115	79	3,587	2,697	890
<b>Average</b>	<b>60</b>	<b>30</b>	<b>30</b>	<b>1,441</b>	<b>1,548</b>	<b>191</b>	<b>64</b>	<b>3,243</b>	<b>2,595</b>	<b>648</b>



### Membership Composition June 2022 Cumulative



### Gender Composition June 2022 Cumulative

